

# Information for Council Tax and Non-Domestic Rate Payers

# 2019/20

County Durham and Darlington  
**Fire and Rescue Authority**



Safest People, Safest Places

### **This leaflet:**

- Explains the level of funding the Fire and Rescue Service receives from your Council Tax charge
- Shows how your money has been spent providing a Fire and Rescue Service throughout the last year
- Gives a snapshot of our performance
- Outlines briefly our plans for further improvement

### **Your Fire and Rescue Authority**

The Authority has an establishment of 600 people to provide a comprehensive fire and rescue service to residents. This service is delivered from 15 fire stations strategically located throughout County Durham and Darlington.

We are committed to continue to improve our service and are undertaking an ambitious service transformation programme to challenge current methods of service delivery and introduce new ways of working to reduce costs without reducing the number of fire stations or fire appliances. During a period of continually reducing levels of funding, this will enable us to redirect resources to protect front line service delivery. We consult with the communities of County Durham and Darlington throughout the year to ensure our plans take account of local priorities. The Authority's vision is Safest People, Safest Places and we aim to achieve this by:

- Identifying and reducing risks and improving safety for people in their homes
- Responding to incidents effectively and competently
- Helping local people to understand the services that we can offer and ensuring we can deliver the services that people need
- Ensuring our staff are trained and skilled to work to the best of their ability
- Ensuring we understand our financial position and performance to make informed decisions which benefit the public
- Providing services that represent good value for money

In order to provide a fire and rescue service in line with our priorities we require a budget of £28.4 million in 2019/20.

### **Funding**

We receive approximately 37% of our funding from Government support and local non-domestic rates; the remaining amount is met through Council Tax.

### **What the Authority needs from you**

There will be an increase in the amount of council tax you are required to pay in 2019/20.

The table below shows the annual amount due for each Council Tax band to fund your Fire and Rescue Service:

Band	Amount 18/19 (£)	Amount 19/20 (£)	Increase (£)
A	67.02	69.00	1.98
B	78.19	80.50	2.31
C	89.36	92.00	2.64
D	100.53	103.50	2.97
E	122.87	126.50	3.63
F	145.21	149.50	4.29
G	167.55	172.50	4.95
H	201.06	207.00	5.94

The Authority has set its budget at £28.4 million for 2019/20. This represents a reduction of £0.1 million on the 2018/19 budget. We consult widely on our proposals for improvement through our Strategic Plan, a copy of which is available on our website.

Revenue expenditure	2018/19 Estimate (£m)	2019/20 Estimate (£m)
Employees	21.542	23.095
Premises	2.625	2.730
Transport	0.599	0.617
Supplies	4.096	4.261
Contingencies	0.335	0.418
Capital charges	2.570	2.800
<b>Gross expenditure</b>	<b>31.767</b>	<b>33.921</b>
Less: Income and recharges	-1.971	-3.833
Less: Reversal of capital charges	-2.570	-2.800
Less: Contributions from reserves	-0.263	-0.100
Add: Actual capital financing	1.544	1.221
Add: Contributions to reserves	-	-
<b>Net expenditure</b>	<b>28.507</b>	<b>28.409</b>
Funded by:		
Government support	9.590	9.024
Local non-domestic rates	1.375	1.409
Surplus on collection fund	0.372	0.111
Council tax	17.170	17.865
<b>Total Funding</b>	<b>28.507</b>	<b>28.409</b>

## Investing for the future

The Authority plans to spend £5.659 million on capital projects in 2019/20. This includes:

Improvements to premises (£m)	4.250
Vehicles (£m)	1.202
Equipment (£m)	0.107
Information technology (£m)	0.100
<b>Total (£m)</b>	<b>5.659</b>

## Service Performance

By the end of 2018/19 it is estimated that the Service will have dealt with 7783 incidents (excluding emergency medical response) compared to 7283 in 2017/18.


Performance area	Actual 17/18	Estimated 18/19
Accidental dwelling fires	240	256
Deaths from accidental dwelling fires	0	2
Injuries from accidental dwelling fires (where the casualty was taken to hospital)	20	16
Fires	3,782	3,992
Special services e.g. road traffic collisions, lift releases and animal rescue	1,180	1,228
Safe and wellbeing visits	19,557	20,000
Fire safety audits	2,136	2,155



## How to contact us:


### Finance

Further information on the Authority's financial position is available on our website or by contacting the Treasurer to the Combined Fire Authority:

 0191 3755609


### Performance

Details of the Authority's performance are available on our website or by request from the Information Services team at service headquarters:


 0191 3755582

### Consultation

If you would like to become involved in the decisions made by the Fire and Rescue Authority you can assist by taking part in our consultation exercises. If you are interested in taking part in future consultation, require any further information or would like this information in an alternative format or language, please contact:

 0845 3058383


 [servicehq@ddf.fire.gov.uk](mailto:servicehq@ddf.fire.gov.uk)


 [www.ddfire.gov.uk](http://www.ddfire.gov.uk)

### Address

County Durham and Darlington  
Fire and Rescue Service HQ  
Belmont Business Park  
Durham  
DH1 1TW

For home fire safety or business fire safety advice  
please visit our website or call us:

 0845 2234221

 [www.ddfire.gov.uk](http://www.ddfire.gov.uk)



Fit smoke  
alarms



Test it



Plan an  
escape route



Put cigarettes  
out properly



County Durham and Darlington  
**Fire and Rescue Authority**